

Connecting Health o meter® Professional Scales to Welch Allyn Devices

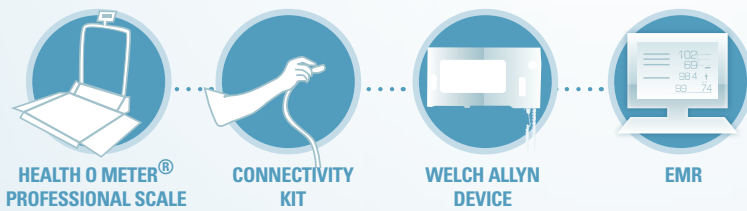
Wheelchair Scale
Foldable Ramp Wheelchair Scale
Handrail Bariatric Scale
Antimicrobial Handrail Bariatric Scale
Heavy Duty Eye Level Digital Scale
Heavy Duty Waist Level Digital Scale
Digital Eye Level Beam Scale
Digital Floor Scale
Digital Baby Scale

Connex® Spot Monitor
Connex® Vital Signs Monitor 6000 Series
Connex® Integrated Wall System
Spot Vital Signs® LXi Device

Connectivity Kit

ELECTRONIC MEDICAL RECORDS

Easily Connect Your Welch Allyn Device to a Health o meter® Professional Scale







Welch Allyn Connectivity to Health o meter® Professional Scales

The following table outlines the specific Health o meter® Professional Scales that have been approved for use with both the Connex® VSM 6000 Series (including the Connex IWS), Connex Spot Monitor, and the Spot Vital Signs LXi Device. Health o meter® Professional Scales are sold through major medical supply distributors in the U.S. and Canada.

Model Number	Scale Description	Connection Type	Scale Family
498KL	Remote Display Digital Scale	USB/Bluetooth®	Stand-on
499KL	Waist High Digital Beam Scale	USB/Bluetooth®	Stand-on
500KL	Eye Level Digital Beam Scale	USB/Bluetooth®	Stand-on
522KL	Pediatric Digital Tray Scale	USB/Bluetooth®	Pediatric
524KL	Pediatric Digital Seat Scale	USB/Bluetooth®	Pediatric
553KL	Pediatric Digital Tray Scale	USB/Bluetooth®	Pediatric
597KL	Heavy Duty Eye Level Digital Scale	USB/Bluetooth®	Stand-on
599KL	Heavy Duty Waist Level Digital Scale	USB/Bluetooth®	Stand-on
600KL	Heavy Duty Eye Level Digital Scale with Digital Height Rod	USB/Bluetooth®	Stand-on
752KL	Heavy Duty Remote Display Digital Scale	USB/Bluetooth®	Stand-on
753KL	Legal for Trade, Heavy Duty Remote Display Digital Scale	USB/Bluetooth®	Stand-on
1100KL	Digital Platform Scale	USB/Bluetooth®	Stand-on/Bariatric
2000KL	Digital In-Bed/Stretchers Scale	USB/Bluetooth®	Specialty
2101KL	Digital Platform Scale	USB/Bluetooth®	Stand-on/Bariatric
2400KL	Digital Portable Wheelchair Scale	USB/Bluetooth®	Wheelchair
2500KL	Digital Wheelchair Ramp Scale	USB/Bluetooth®	Wheelchair/Bariatric
2595KL	Digital Chair Scale	USB/Bluetooth®	Chair
2600KL	Digital Wheelchair Ramp Scale	USB/Bluetooth®	Wheelchair/Bariatric
2610KL	Digital Wheelchair Dual Ramp Scale	USB/Bluetooth®	Wheelchair/Bariatric
2650KL	Digital Dual Ramp Wheelchair Scale	USB/Bluetooth®	Wheelchair/Bariatric
2700KL	Digital Dual Ramp Wheelchair Scale with Extra Large Platform	USB/Bluetooth®	Wheelchair/Bariatric
3001KL-AM	Digital Platform Antimicrobial Scale	USB/Bluetooth®	Stand-on/Bariatric
4011	ProPlus Handrail Scale	USB/Bluetooth®	ProPlus Stand-on
4021	ProPlus Handrail Scale	USB/Bluetooth®	ProPlus Stand-on
4024	ProPlus Portable Wheelchair Scale	USB/Bluetooth®	ProPlus Wheelchair
4025	ProPlus Wheelchair Scale	USB/Bluetooth®	ProPlus Wheelchair
4026	ProPlus Folding Wheelchair Scale	USB/Bluetooth®	ProPlus Wheelchair
4261	ProPlus Folding Wheelchair Scale	USB/Bluetooth®	ProPlus Wheelchair
4650	ProPlus Platform Scale	USB/Bluetooth®	ProPlus Wheelchair
4700	ProPlus Platform Scale	USB/Bluetooth®	ProPlus Wheelchair

Users have the option of connecting their scales to Welch Allyn devices via USB cables or wirelessly with Health o meter® Professional Scales Bluetooth® Wireless Solution.

Scale Connectivity Kits for the following Welch Allyn devices:

	Health o meter® Connectivity Kit	License Required
Welch Allyn Connex Spot Monitor 	#C-HOMWA-1 Connectivity Kit Connex (USB) Connectivity Adapter; includes 1 ft (0.3 m) USB Cable (connects scale to adapter), 6.6 ft (2 m) USB Cable (connects adapter to device) and user instructions	No
Welch Allyn Connex Vital Signs Monitor 	#C-HOMWA-1 Connectivity Kit Connex (USB) Connectivity Adapter; includes 1 ft (0.3 m) USB Cable (connects scale to adapter), 6.6 ft (2 m) USB Cable (connects adapter to device) and user instructions	Yes License key included with purchase of Connectivity Kit
Welch Allyn Connex Integrated Wall System 	#C-HOMWA-1 Connectivity Kit Connex (USB) Connectivity Adapter; includes 1 ft (0.3 m) USB Cable (connects scale to adapter), 6.6 ft (2 m) USB Cable (connects adapter to device) and user instructions	Yes License key included with purchase of Connectivity Kit
Welch Allyn Spot Vital Signs LXi Device 	#L-HOMWA-1 Connectivity Kit LXi (RS-232) Connectivity Adapter; includes 1 ft (0.3 m) USB cable (connects scale to adapter) and 5 ft (1.5 m) D-Sub cable (connects LXi to adapter) and user instructions	No

Important Notes Regarding Acquisition and Set Up of Scale Connectivity:

- Health o meter® Professional scales and Connectivity Kits are sold through medical supply distributors in the U.S. and Canada.
- Connex VSMs require software version 1.7 or later to access the scale connectivity feature.
- Connex Spot Monitor devices require software version 1.2 or later to access the scale connectivity feature.
- Connex VSMs and Connex Spot Monitors are not compatible with scales that communicate via RS-232.
- Scale connectivity feature must be activated on Welch Allyn device using the Welch Allyn Service Tool and a license key shipped with the Connectivity Kit.
- There is no charge for the weight scale connectivity license.

Important Notes Regarding Function of Welch Allyn Devices with Health o meter® Professional Scales:

- **Health o meter® Professional Digital Scales:** Measure weight, allow for manual entry of height (600KL will capture height digitally) and calculate BMI (where height is digitally captured or can be manually entered on the scale—exceptions are pediatric scales).
- **Welch Allyn Connectivity Kits:** Have the ability to transfer values for weight, height and BMI from a Health o meter® Professional Digital Scale to a Welch Allyn Device.
- **Spot Vital Signs LXi Device:** Only accepts and displays weight from scale. The LXi does not accept height from scale; height must be entered manually on the LXi. BMI is calculated but is only displayed on the review screen, not on the main screen. Note: Spot LXi accepts only weights > 5 kg (11.02 lbs).
- **Connex Vital Signs Monitor devices and Connex Integrated Wall Systems, as well as Connex Spot Monitor devices with 1.2 software:** Accept and display weight, height and BMI when transmitted from the scale (the Connex monitor does not calculate BMI). The monitors also allow for manual entry of weight, height and/or BMI.

Important Note Regarding EHR Connectivity:

EHR connectivity requires existing Welch Allyn device interface built by the specific EHR vendor for customer's specific EHR product and release. This interface must include each specific category (height, weight and BMI) for that information to transfer. Contact your connected device manager to research customer-specific scenarios.

For additional questions regarding Health o meter® Professional Scales and associated Connectivity Kits in the U.S. and Canada, please contact:

Pelstar LLC / Health o meter® Professional Scales

9500 W. 55th St. McCook, IL 60525

Toll Free: +1 (800) 815-6615 Telephone: +1 (708) 377-0600 Fax: +1 (708) 377-0601

www.homscales.com

WelchAllyn®